




Est 1990

F

Our Axelent Standard (F) storeroom system definitely belongs among our top sellers as the strength and security that this provides is often adequate enough. We have prepared for everything to run as smoothly as possible already at the design stage when the walls are on site and are to be installed.



- With extra robust tubular construction in the doors.
- Can be combined with the FK and FP systems.
- Can be cut to suit existing construction.
- Can be supplied with a roof for ceiling heights exceeding 3.5 metres.
- The walls are painted in RAL 9018.



PRODUCT FACTS

Product	Size (mm)	Description
Vertical tubes	19x19	Tubular steel frame, door
Horizontal tubes	15x15	Tubular steel frame, wall
Vertical tubes	30x20	Tubular steel frame, door
Horizontal tubes	25x15	Tubular steel frame, door
Vertical wires	Ø 3	Steel mesh
Horizontal wires	Ø 2,5	Steel mesh








Dimensions	50x65
30-4225750(1)	2000x710 Door opening dimensions
30-4275900(1)	2000x860 Door opening dimensions

Models












Door 2 articles

ARTICLES / DESCRIPTION		WIDTH (MM)	HEIGHT (MM)
	30-4225750 Door	750	2250
	30-4225900 Door	900	2250



Lock solutions 7 articles

ARTICLES / DESCRIPTION		WIDTH (MM)	HEIGHT (MM)
	34-00044 Padlock fitting (standard)		
	34-00055 Reinforced padlock fitting with cover (optional)		
	34-90000 Cylinder lock (optional)		
	XIT-L01-103 X-It cylinder lock, hinge door, left, System F		
	XIT-R01-103 X-It cylinder lock, hinge door, right, System F		
	XIT-L09-103 X-It Electric with escape release function, hinge door, left, System F		
	XIT-R09-103 X-It Electric with escape release function, hinge door, right, System F		

Wall section 11 articles

ARTICLES / DESCRIPTION		WIDTH (MM)	HEIGHT (MM)
	30-2020 Wall section	200	2250
	30-2025 Wall section	250	2250
	30-2035 Wall section	350	2250
	30-2040 Wall section	400	2250
	30-2055 Wall section	550	2250
	30-2060 Wall section	600	2250
	30-2080 Wall section	800	2250
	30-2100 Wall section	1000	2250
	30-2110 Wall section	1100	2250
	30-2120 Wall section	1200	2250
	30-2150 Wall section	1500	2250

Accessories 3 articles

ARTICLES / DESCRIPTION		WIDTH (MM)	HEIGHT (MM)
	34-00110 Fittings for number patch, F/FK system		
	34-00120 Shelf, double mounting. 1200x400 mm		



34-00130

Shelf, single mounting. 1200x400 mm

Related products



STOREROOM

Sheet metal - privacy protection (FP)

A storage area can reveal a great deal. Or nothing at all. We at Axelent can meet all storeroom requirements. Our FP system supplied not with mesh but with solid walls, is developed for spaces with...

[9 articles](#)



MESH STOREROOM

Solid (FK)

It is in the details that quality comes to the fore. Our FK storeroom system has a heavy duty tubular design for both its doors and walls, which makes the system secure and stable. Try combining FK...

[21 articles](#)



MESH STOREROOM

Solid + (FK+)

SSF testing and approval now provides proof that Axelent's FK+ storeroom system can meet the toughest challenges. FK+ uses reinforced hinges, lock fittings, doors and walls. Security provided by Ax...

[16 articles](#)